

ROTATIONS

Régulier National
Régulier Internat°
<b>TOTAL</b>

Rotations du 1er au 31 mai		
2025	2026	Variation
30	40	33,33%
0	10	-
<b>30</b>	<b>50</b>	<b>66,67%</b>

Cumul rotations depuis le 1er Janvier		
2025	2026	Variation
124	168	35,48%
0	12	-
<b>124</b>	<b>180</b>	<b>45,16%</b>

Croisières
------------

2	4	100,00%
---	---	---------

2	6	200,00%
---	---	---------

Hydrocarbures
---------------

0	0	-
---	---	---

2	6	200,00%
---	---	---------

Ciment
--------

0	0	-
---	---	---

0	0	-
---	---	---

<b>TOTAL</b>
--------------

<b>0</b>	<b>0</b>	<b>-</b>
----------	----------	----------

<b>2</b>	<b>6</b>	<b>200,00%</b>
----------	----------	----------------

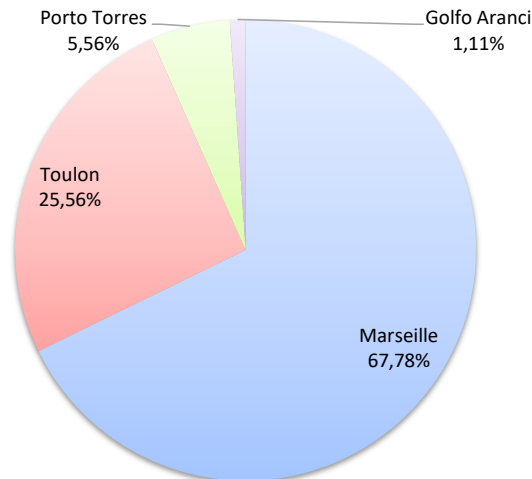
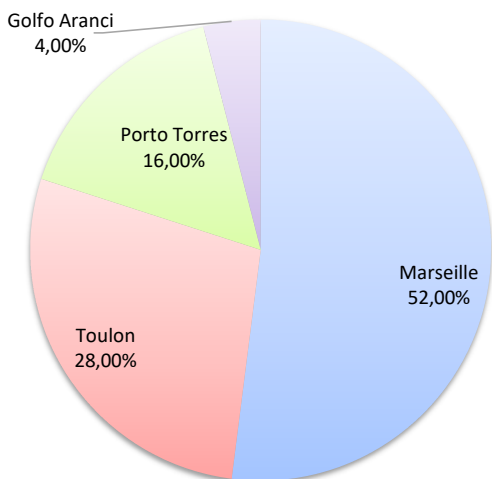
<b>TOTAL</b>
--------------

<b>32</b>	<b>54</b>	<b>68,75%</b>
-----------	-----------	---------------

<b>128</b>	<b>192</b>	<b>50,00%</b>
------------	------------	---------------

Lignes	rotations	Variation n-1
Marseille	26	-13,33%
Toulon	14	-
Porto Torres	8	-
Golfo Aranci	2	-

Lignes	rotations	Variation n-1
Marseille	122	-1,61%
Toulon	46	-
Porto Torres	10	-
Golfo Aranci	2	-

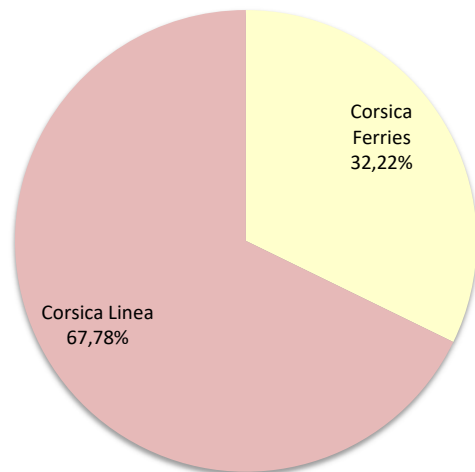
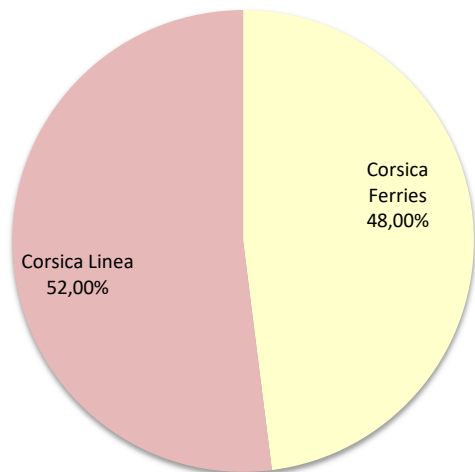


LIGNES

REGULIERS NAT° ET INTERNAT°

Compagnies	rotations	Variation n-1
Corsica Ferries	24	-
Corsica Linea	26	-13,33%

Compagnies	rotations	Variation n-1
Corsica Ferries	58	-
Corsica Linea	122	-1,61%



COMPAGNIES

REGULIERS NAT° ET INTERNAT°

TRAFIC PASSAGERS

Régulier National
Régulier Internat°
<b>TOTAL</b>

Passagers du 1er au 31 mai		
2025	2026	Variation
8 344	14 942	79,07%
0	976	-
<b>8 344</b>	<b>15 918</b>	<b>90,77%</b>

Cumul passagers depuis le 1er Janvier		
2025	2026	Variation
23 401	38 848	66,01%
0	994	-
<b>23 401</b>	<b>39 842</b>	<b>70,26%</b>

Croisières
------------

1 138	2 023	77,77%
-------	-------	--------

1 138	2 163	90,07%
-------	-------	--------

<b>TOTAL</b>
--------------

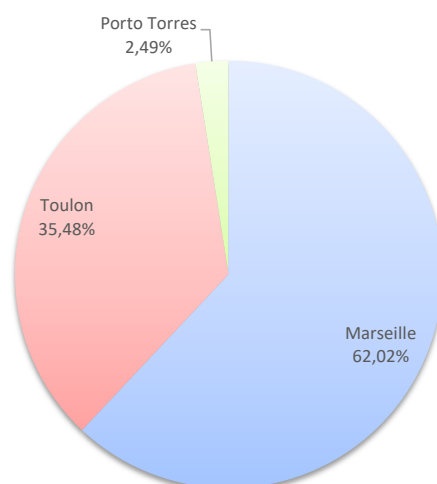
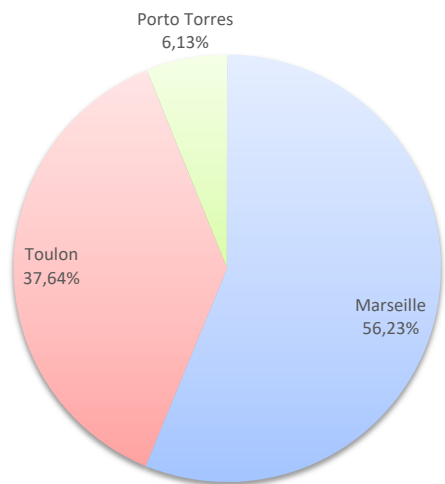
9 482	17 941	89,21%
-------	--------	--------

24 539	42 005	71,18%
--------	--------	--------

Lignes	Passagers	Variation n-1
Marseille	8 951	7,27%
Toulon	5 991	-
Porto Torres	976	-

Lignes	Passagers	Variation n-1
Marseille	24 711	5,60%
Toulon	14 137	-
Porto Torres	994	-

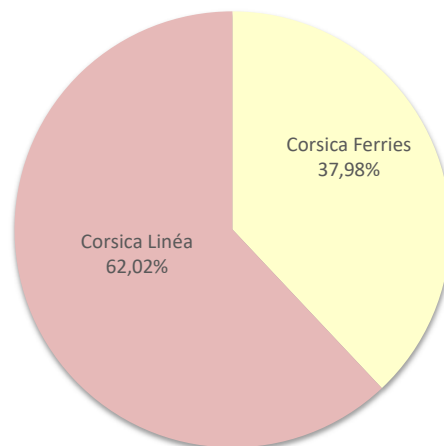
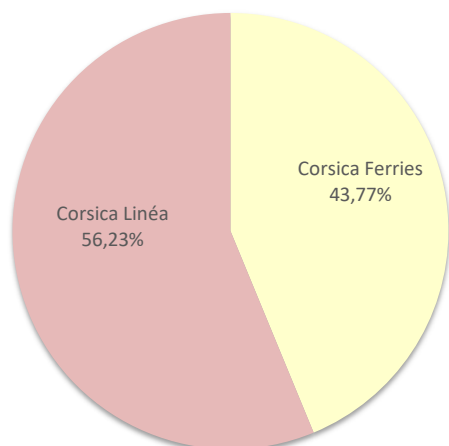
LIGNES



Compagnies	Passagers	Variation n-1
Corsica Ferries	6 967	-
Corsica Linéa	8 951	7,27%

Compagnies	Passagers	Variation n-1
Corsica Ferries	15 131	-
Corsica Linéa	24 711	5,60%

COMPAGNIES



# PORT DE COMMERCE DE PROPRIANO

mai 2026

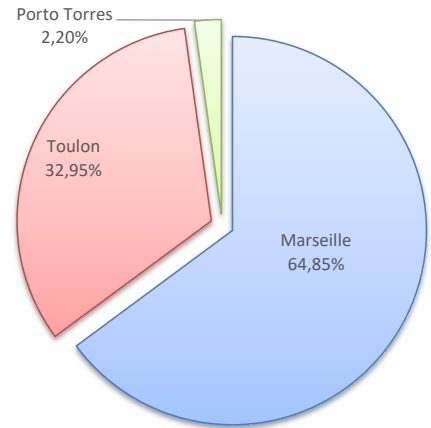
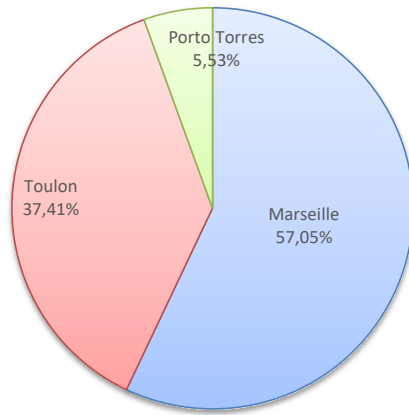
## VEHICULES

Véhicules du 1er au 31 Mai		
2025	2026	Variation
3 723	6 522	75,18%
0	382	-
<b>3 723</b>	<b>6 904</b>	<b>85,44%</b>

Cumul Véhicules depuis le 1er Janvier		
2025	2026	Variation
11 025	17 375	57,60%
0	391	-
<b>11 025</b>	<b>17 766</b>	<b>61,14%</b>

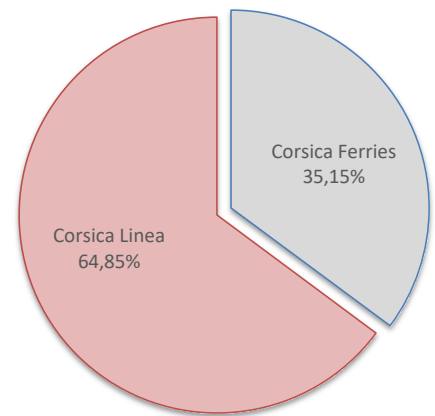
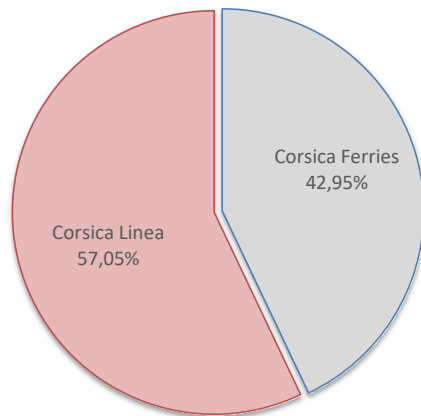
Lignes	Véhicules	Variation n-1
Marseille	3 939	5,80%
Toulon	2 583	-
Porto Torres	382	-

Lignes	Véhicules	Variation n-1
Marseille	11 521	4,50%
Toulon	5 854	-
Porto Torres	391	-



Compagnies	Véhicules	Variation n-1
Corsica Ferries	2 965	-
Corsica Linea	3 939	5,80%

Compagnies	Véhicules	Variation n-1
Corsica Ferries	6 245	-
Corsica Linea	11 521	4,50%



### LIGNES

REGULIERS NAT° ET INTERNAT°

### COMPAGNIES

REGULIERS NAT° ET INTERNAT°

TRAFIC MARCHANDISES

Marchandises du 1er au 31 mai		
2025	2026	Variation
7 360	7 211	-2,02%
0	85	-
<b>7 360</b>	<b>7 296</b>	<b>-0,87%</b>

Cumul Marchandises depuis le 1er Janvier		
2025	2026	Variation
31 438	35 930	14,29%
0	103	-
<b>31 438</b>	<b>36 033</b>	<b>14,62%</b>

Régulier National	7 360	7 211	-2,02%
Régulier Internat°	0	85	-
<b>TOTAL</b>	<b>7 360</b>	<b>7 296</b>	<b>-0,87%</b>

Croisières	0	0	-
------------	---	---	---

Hydrocarbures (Bitume)	0	0	-
Ciment	0	0	-
<b>TOTAL</b>	<b>0</b>	<b>0</b>	<b>-</b>

<b>TOTAL</b>	<b>7 360</b>	<b>7 296</b>	<b>-0,87%</b>
--------------	--------------	--------------	---------------

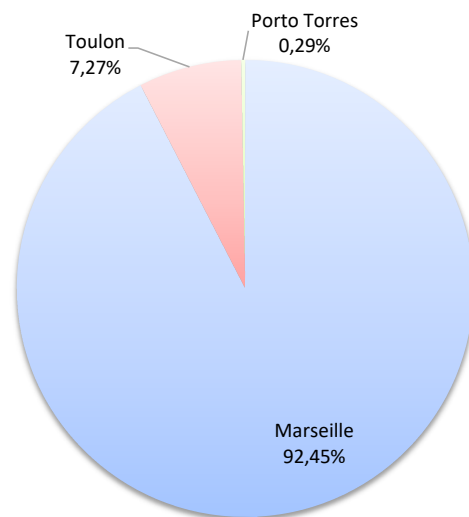
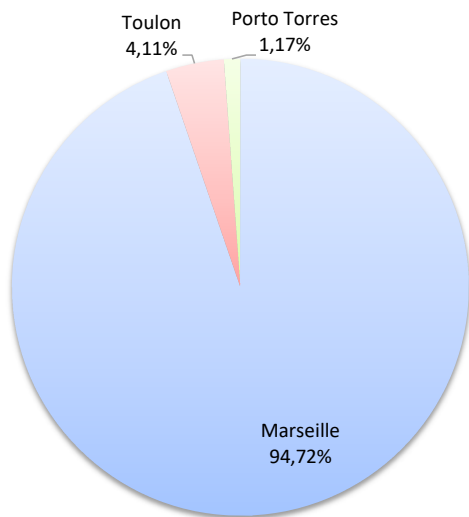
Croisières	0	0	-
------------	---	---	---

Hydrocarbures (Bitume)	1 261	3 635	188,26%
Ciment	0	0	-
<b>TOTAL</b>	<b>1 261</b>	<b>3 635</b>	<b>188,26%</b>

<b>TOTAL</b>	<b>32 699</b>	<b>39 668</b>	<b>21,31%</b>
--------------	---------------	---------------	---------------

Lignes	Marchandises	Variation n-1
Marseille	6 911	-6,10%
Toulon	300	-
Porto Torres	85	-

Lignes	Marchandises	Variation n-1
Marseille	33 311	5,96%
Toulon	2 619	-
Porto Torres	103	-

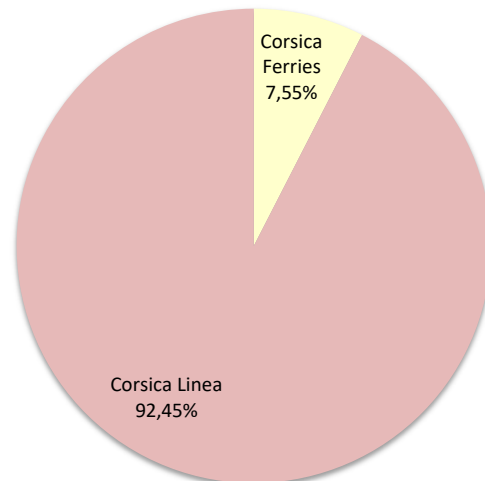
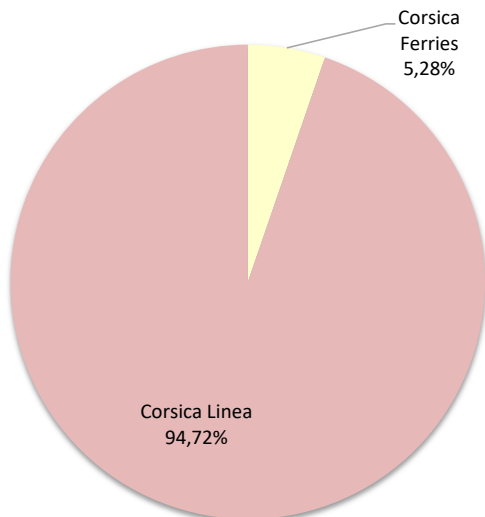


LIGNES

REGULIERS NAT° ET INTERNAT°

Compagnies	Marchandises	Variation n-1
Corsica Ferries	385	-
Corsica Linea	6 911	-6,10%

Compagnies	Marchandises	Variation n-1
Corsica Ferries	2 722	-
Corsica Linea	33 311	5,96%



COMPAGNIES

REGULIERS NAT° ET INTERNAT°