

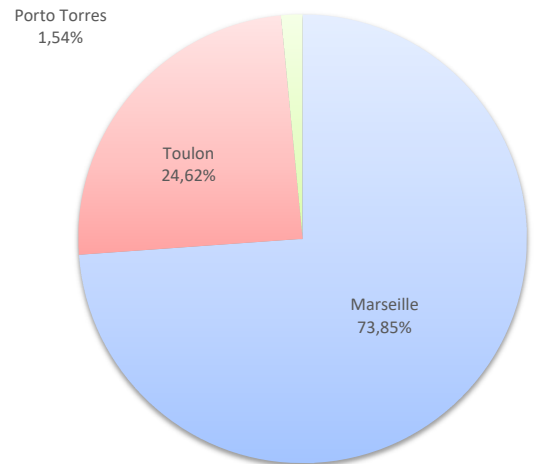
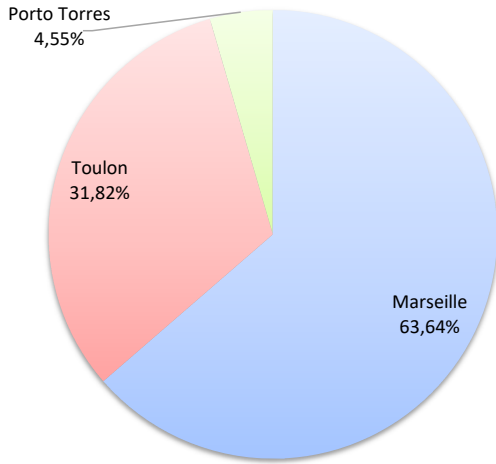
ROTATIONS

	Rotations			Cumul rotations depuis le 1er Janvier		
	2025	2026	Variation	2025	2026	Variation
Régulier National	24	42	75,00%	94	128	36,17%
Régulier Internat°	0	2	-	0	2	-
TOTAL	24	44	83,33%	94	130	38,30%
Croisières	0	2	-	0	2	-
Hydrocarbures (Bitume)	0	4	-	2	6	200,00%
Ciment	0	0	-	0	0	-
TOTAL	0	4	-	2	6	200,00%
TOTAL	24	50	108,33%	96	138	43,75%

LIGNES
REGULIERS NAT° ET INTERNAT°

Lignes	Rotations	Variation n-1
Marseille	28	16,67%
Toulon	14	-
Porto Torres	2	-

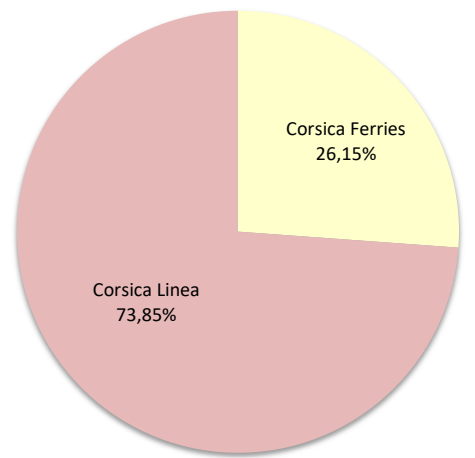
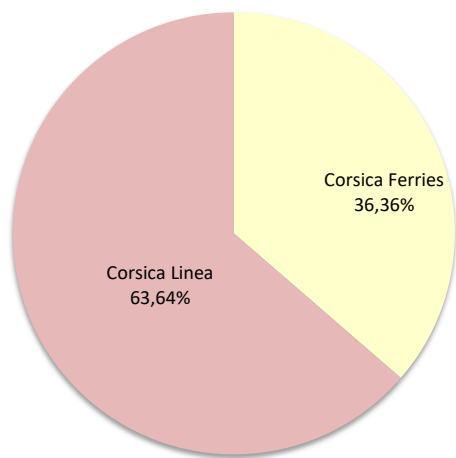
Lignes	Rotations	Variation n-1
Marseille	96	2,13%
Toulon	32	-
Porto Torres	2	-



COMPAGNIES
REGULIERS NAT° ET INTERNAT°

Compagnies	Rotations	Variation n-1
Corsica Ferries	16	-
Corsica Linea	28	16,67%

Compagnies	Rotations	Variation n-1
Corsica Ferries	34	-
Corsica Linea	96	2,13%



PORT DE COMMERCE DE PROPRIANO

avril 2026

PASSAGERS

Régulier National
Régulier Internat°
TOTAL

Passagers du 1er au 30 avril		
2025	2026	Variation
6 435	13 428	108,67%
0	18	-
6 435	13 446	108,95%

Cumul passagers depuis le 1er Janvier		
2025	2026	Variation
15 057	23 906	58,77%
0	18	-
15 057	23 924	58,89%

Croisières

0	140	-
----------	------------	----------

0	140	-
----------	------------	----------

TOTAL

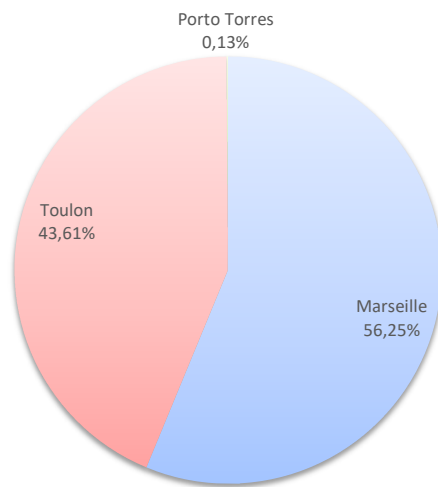
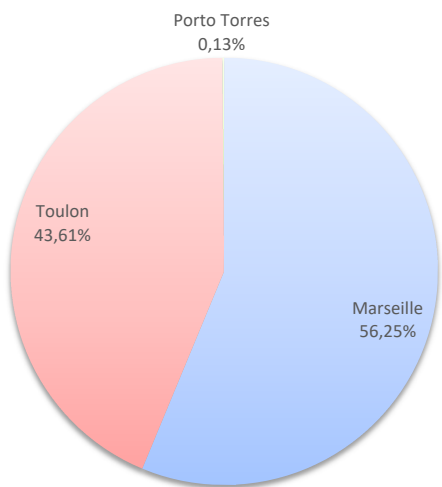
6 435	13 586	111,13%
--------------	---------------	----------------

15 057	24 064	59,82%
---------------	---------------	---------------

Lignes	Passagers	Variation n-1
Marseille	7 564	17,54%
Toulon	5 864	-
Porto Torres	18	-

Lignes	Passagers	Variation n-1
Marseille	15 760	4,67%
Toulon	8 146	-
Porto Torres	18	-

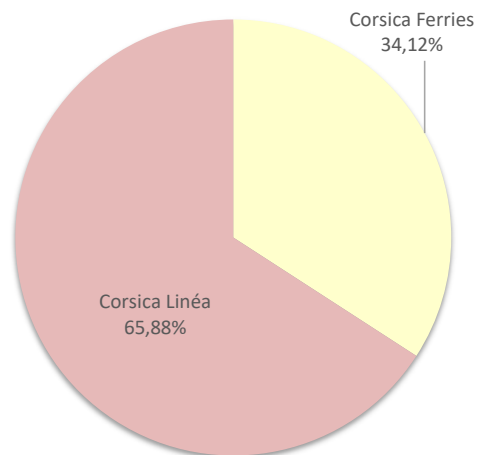
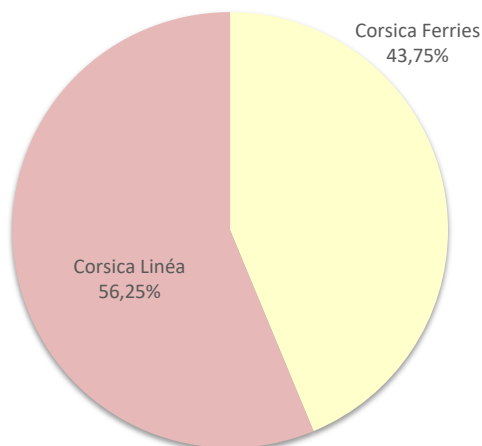
LIGNES



COMPAGNIES

Compagnies	Passagers	Variation n-1
Corsica Ferries	5 882	-
Corsica Linéa	7 564	17,54%

Compagnies	Passagers	Variation n-1
Corsica Ferries	8 164	-
Corsica Linéa	15 760	4,67%



PORT DE COMMERCE DE PROPRIANO

avril 2026

VEHICULES

Véhicules du 1er au 30 Avril		
2025	2026	Variation
2 808	5 335	89,99%
0	9	-
2 808	5 344	90,31%

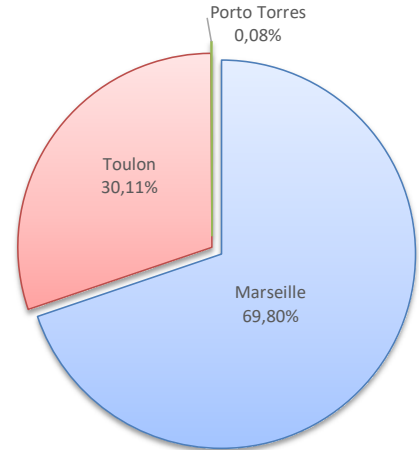
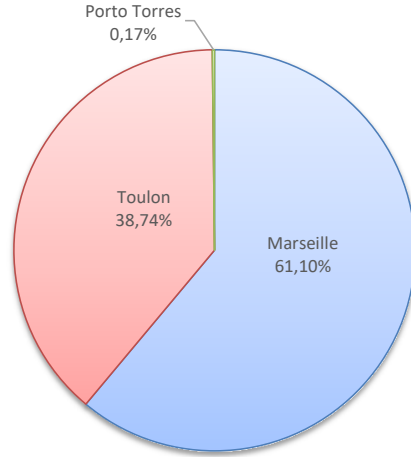
Cumul Véhicules depuis le 1er Janvier		
2025	2026	Variation
7 302	10 853	48,63%
0	9	-
7 302	10 862	48,75%

Régulier National
Régulier Internat°
TOTAL

Lignes	Véhicules	Variation n-1
Marseille	3 265	16,27%
Toulon	2 070	-
Porto Torres	9	-

Lignes	Véhicules	Variation n-1
Marseille	7 582	3,83%
Toulon	3 271	-
Porto Torres	9	-

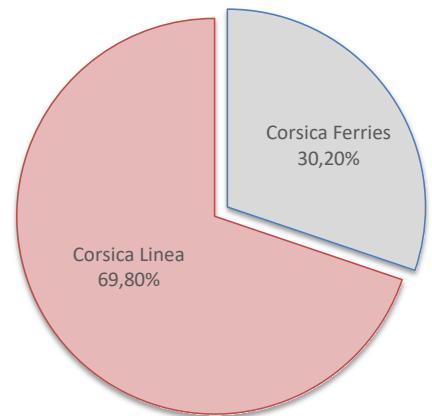
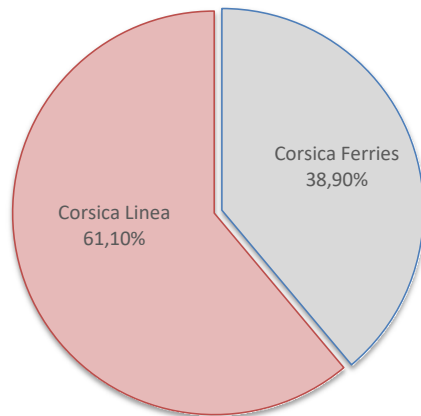
LIGNES
REGULIERS NAT° ET INTERNAT°



Compagnies	Véhicules	Variation n-1
Corsica Ferries	2 079	-
Corsica Linea	3 265	16,27%

Compagnies	Véhicules	Variation n-1
Corsica Ferries	3 280	-
Corsica Linea	7 582	3,83%

COMPAGNIES
REGULIERS NAT° ET INTERNAT°



MARCHANDISES

	Marchandises du 1er au 30 avril		
	2025	2026	Variation
Régulier National	6 237	9 760	56,49%
Régulier Internat°	0	18	-
TOTAL	6 237	9 778	56,77%

	Cumul Marchandises depuis le 1er Janvier		
	2025	2026	Variation
Régulier National	24 078	28 719	19,27%
Régulier Internat°	0	18	-
TOTAL	24 078	28 737	19,35%

Croisières	0	0	-
------------	---	---	---

Croisières	0	0	-
------------	---	---	---

Hydrocarbures (Bitume)	0	2 101	-
Ciment	0	0	-
TOTAL	0	2 101	-

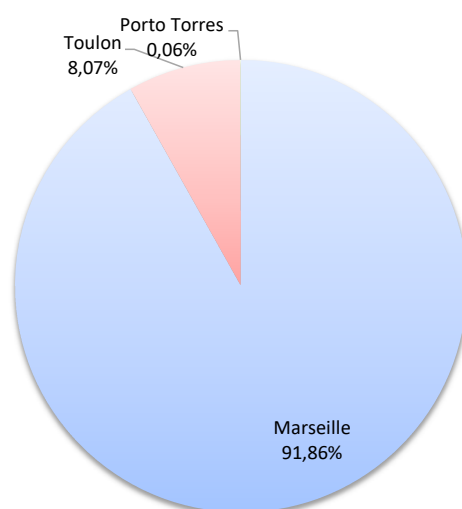
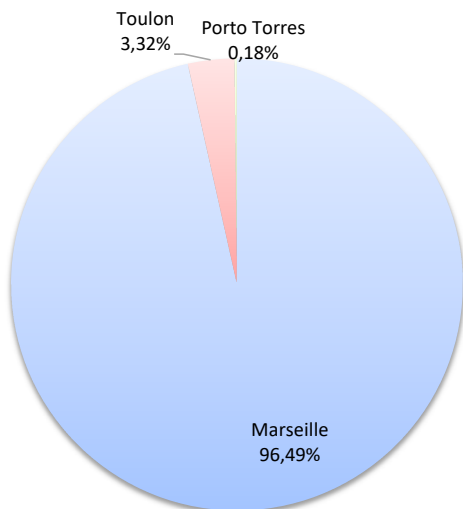
Hydrocarbures (Bitume)	1 261	3 635	188,26%
Ciment	0	0	-
TOTAL	1 261	3 635	188,26%

TOTAL	6 237	11 879	90,46%
--------------	--------------	---------------	---------------

TOTAL	25 339	32 372	27,76%
--------------	---------------	---------------	---------------

Lignes	Marchandises	Variation n-1
Marseille	9 435	51,27%
Toulon	325	-
Porto Torres	18	-

Lignes	Marchandises	Variation n-1
Marseille	26 399	9,64%
Toulon	2 320	-
Porto Torres	18	-

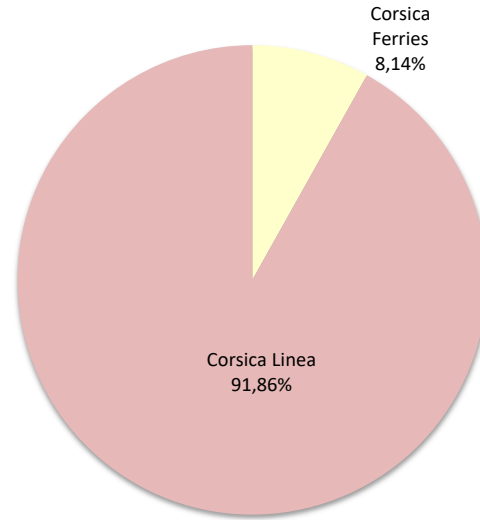
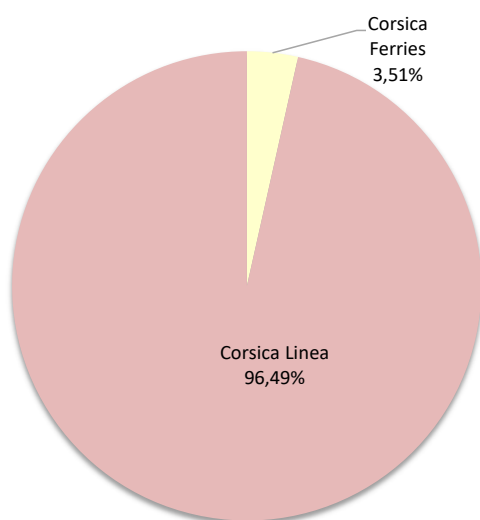


LIGNES

REGULIERS NAT° ET INTERNAT°

Compagnies	Marchandises	Variation n-1
Corsica Ferries	343	-
Corsica Linea	9 435	51,27%

Compagnies	Marchandises	Variation n-1
Corsica Ferries	2 338	-
Corsica Linea	26 399	9,64%



COMPAGNIES

REGULIERS NAT° ET INTERNAT°