

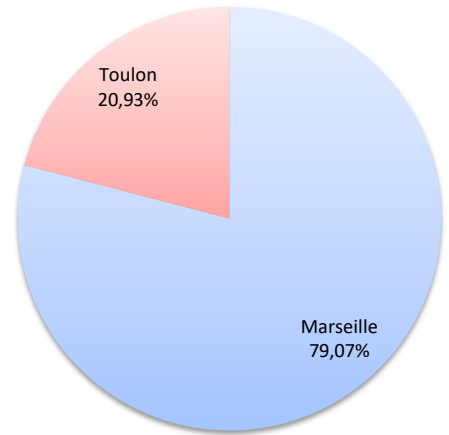
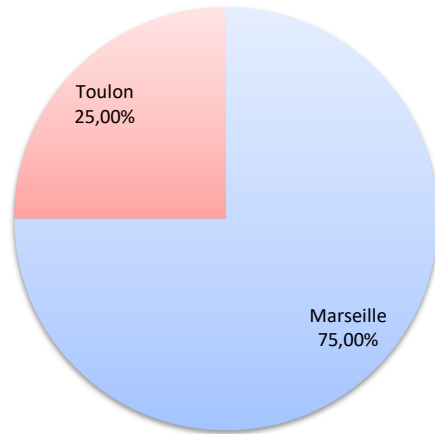
ROTATIONS

	Rotations du 1er au 31 mars			Cumul rotations depuis le 1er Janvier		
	2025	2026	Variation	2025	2026	Variation
Régulier National	24	32	33,33%	70	86	22,86%
Régulier Internat°	0	0	-	0	0	-
<b>TOTAL</b>	<b>24</b>	<b>32</b>	<b>33,33%</b>	<b>70</b>	<b>86</b>	<b>22,86%</b>
Croisières	0	0	-	0	0	-
Hydrocarbures (Bitume)	0	0	-	2	2	0,00%
Ciment	0	0	-	0	0	-
<b>TOTAL</b>	<b>0</b>	<b>0</b>	<b>-</b>	<b>2</b>	<b>2</b>	<b>0,00%</b>
<b>TOTAL</b>	<b>24</b>	<b>32</b>	<b>33,33%</b>	<b>72</b>	<b>88</b>	<b>22,22%</b>

**LIGNES**  
REGULIERS NAT° ET INTERNAT°

Lignes	Rotations	Variation n-1
Marseille	24	0,00%
Toulon	8	-

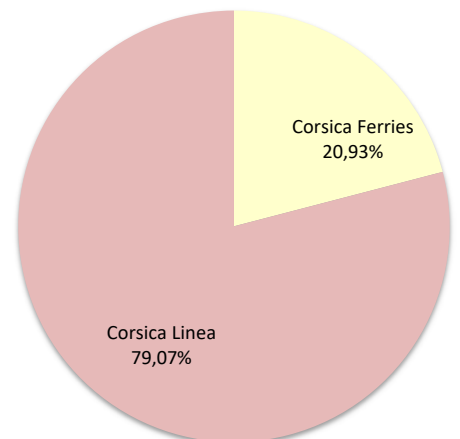
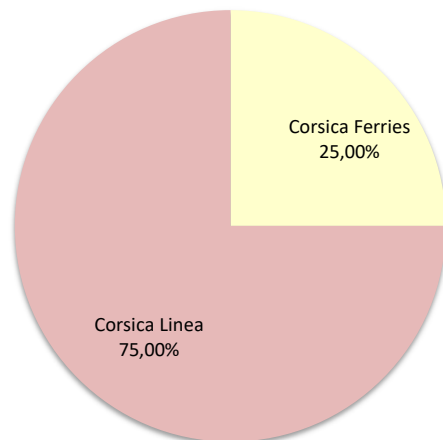
Lignes	Rotations	Variation n-1
Marseille	68	-2,86%
Toulon	18	-



**COMPAGNIES**  
REGULIERS NAT° ET INTERNAT°

Compagnies	Rotations	Variation n-1
Corsica Ferries	8	-
Corsica Linea	24	0,00%

Compagnies	Rotations	Variation n-1
Corsica Ferries	18	-
Corsica Linea	68	-2,86%



TRAFIC PASSAGERS

Régulier National
Régulier Internat°
<b>TOTAL</b>

Passagers du 1er au 31 mars		
2025	2026	Variation
2 646	3 601	36,09%
0	0	-
<b>2 646</b>	<b>3 601</b>	<b>36,09%</b>

Cumul passagers depuis le 1er Janvier		
2025	2026	Variation
8 622	10 478	21,53%
0	0	-
<b>8 622</b>	<b>10 478</b>	<b>21,53%</b>

Croisières
------------

0	0	-
---	---	---

0	0	-
---	---	---

<b>TOTAL</b>
--------------

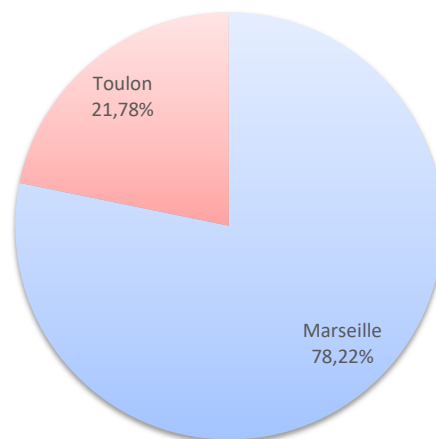
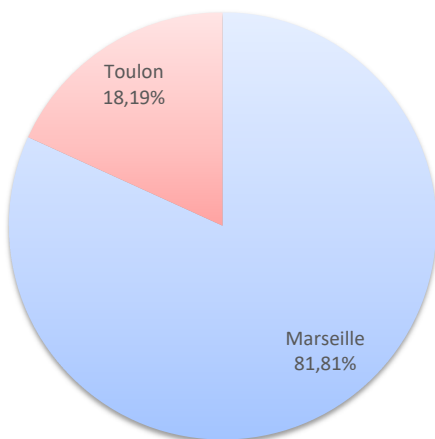
<b>2 646</b>	<b>3 601</b>	<b>36,09%</b>
--------------	--------------	---------------

<b>8 622</b>	<b>10 478</b>	<b>21,53%</b>
--------------	---------------	---------------

Lignes	Passagers	Variation n-1
Marseille	2 946	11,34%
Toulon	655	-

Lignes	Passagers	Variation n-1
Marseille	8 196	-4,94%
Toulon	2 282	-

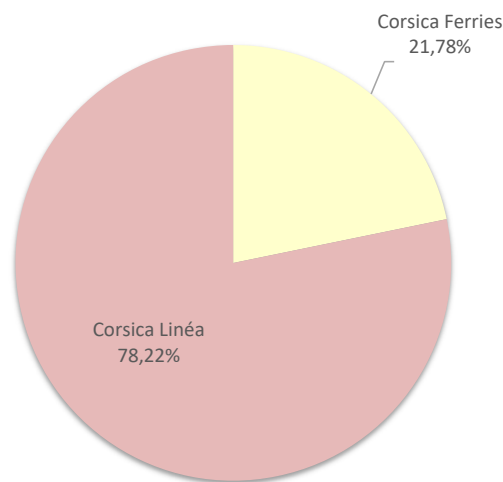
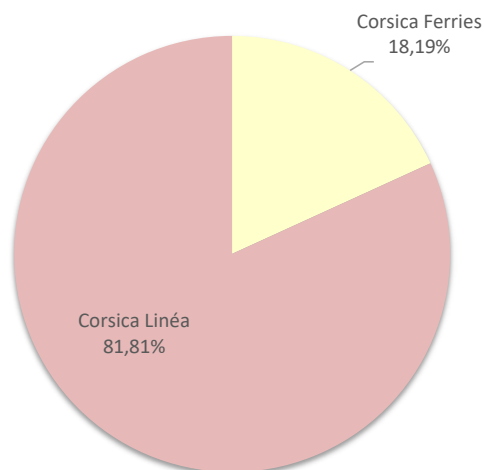
LIGNES



Compagnies	Passagers	Variation n-1
Corsica Ferries	655	-
Corsica Linéa	2 946	11,34%

Compagnies	Passagers	Variation n-1
Corsica Ferries	2 282	-
Corsica Linéa	8 196	-4,94%

COMPAGNIES



# PORT DE COMMERCE DE PROPRIANO

mars 2026

## VEHICULES

Véhicules du 1er au 31 Mars		
2025	2026	Variation
1 482	2 041	37,72%
0	0	-
<b>1 482</b>	<b>2 041</b>	<b>37,72%</b>

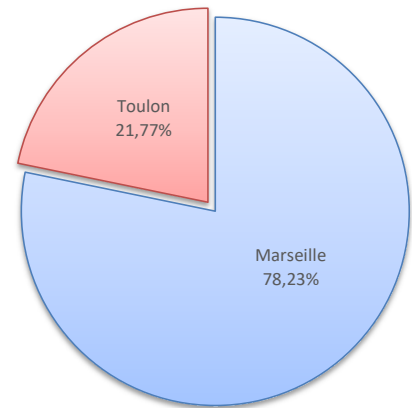
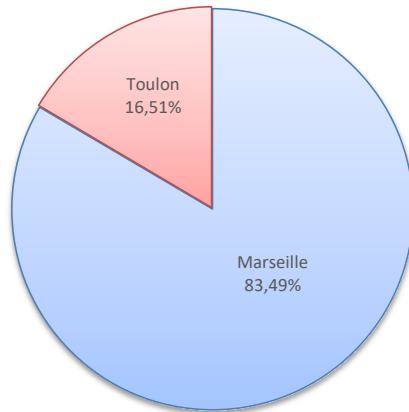
Cumul Véhicules depuis le 1er Janvier		
2025	2026	Variation
4 494	5 518	22,79%
0	0	-
<b>4 494</b>	<b>5 518</b>	<b>22,79%</b>

Régulier National
Régulier Internat°
<b>TOTAL</b>

Lignes	Véhicules	Variation n-1
Marseille	1 704	14,98%
Toulon	337	-

Lignes	Véhicules	Variation n-1
Marseille	4 317	-3,94%
Toulon	1 201	-

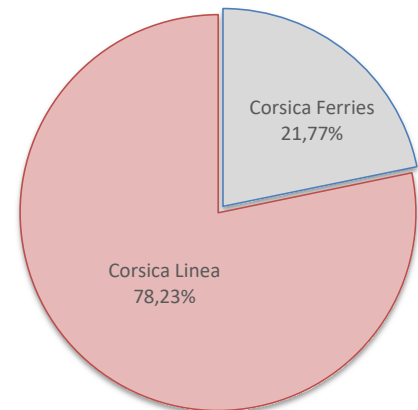
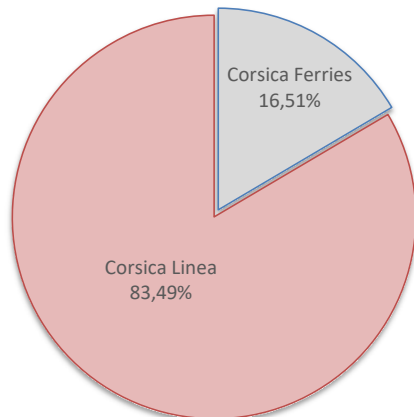
**LIGNES**  
REGULIERS NAT° ET INTERNAT°



Compagnies	Véhicules	Variation n-1
Corsica Ferries	337	-
Corsica Linea	1 704	14,98%

Compagnies	Véhicules	Variation n-1
Corsica Ferries	1 201	-
Corsica Linea	4 317	-3,94%

**COMPAGNIES**  
REGULIERS NAT° ET INTERNAT°



# PORT DE COMMERCE DE PROPRIANO

mars 2026

## MARCHANDISES

Marchandises du 1er au 31 mars		
2025	2026	Variation
6 668	5 979	-10,33%
0	0	-
<b>6 668</b>	<b>5 979</b>	<b>-10,33%</b>

Cumul Marchandises depuis le 1er Janvier		
2025	2026	Variation
17 841	18 960	6,27%
0	0	-
<b>17 841</b>	<b>18 960</b>	<b>6,27%</b>

Régulier National
Régulier Internat°
<b>TOTAL</b>

Croisières
------------

Hydrocarbures (Bitume)
Ciment
<b>TOTAL</b>

<b>TOTAL</b>
--------------

0	0	-
0	0	-
<b>0</b>	<b>0</b>	<b>-</b>

0	0	-
1 261	1 533	21,57%
0	0	-
<b>1 261</b>	<b>1 533</b>	<b>21,57%</b>

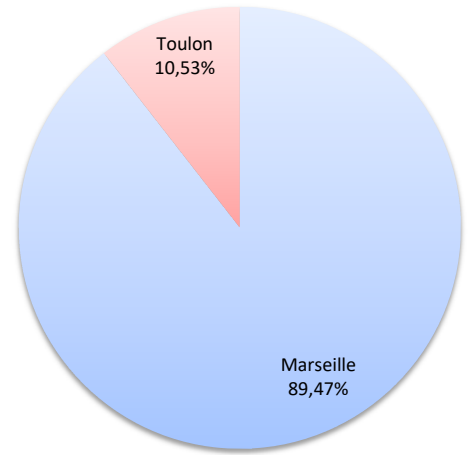
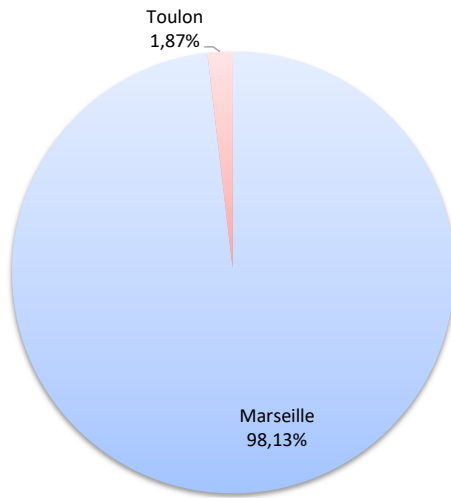
<b>6 668</b>	<b>5 979</b>	<b>-10,33%</b>
--------------	--------------	----------------

<b>19 102</b>	<b>20 493</b>	<b>7,28%</b>
---------------	---------------	--------------

Lignes	Marchandises	Variation n-1
Marseille	5 867	-12,01%
Toulon	112	-

Lignes	Marchandises	Variation n-1
Marseille	16 964	-4,92%
Toulon	1 996	-

**LIGNES**  
REGULIERS NAT° ET INTERNAT°



**COMPAGNIES**  
REGULIERS NAT° ET INTERNAT°

Compagnies	Marchandises	Variation n-1
Corsica Ferries	112	-
Corsica Linea	5 867	-12,01%

Compagnies	Marchandises	Variation n-1
Corsica Ferries	1 996	-
Corsica Linea	16 964	-4,92%

