

ROTATIONS

	Rotations du 1er au 31 Janvier		
	2025	2026	Variation
Régulier National	22	32	45,45%
Régulier Internat°	0	0	-
TOTAL	22	32	45,45%

	Cumul rotations depuis le 1er Janvier		
	2025	2026	Variation
Régulier National	22	32	45,45%
Régulier Internat°	0	0	-
TOTAL	22	32	45,45%

Croisières	0	0	-
------------	---	---	---

Croisières	0	0	-
------------	---	---	---

Hydrocarbures	0	0	-
Ciment	0	0	-
TOTAL	0	0	-

Hydrocarbures	0	0	-
Ciment	0	0	-
TOTAL	0	0	-

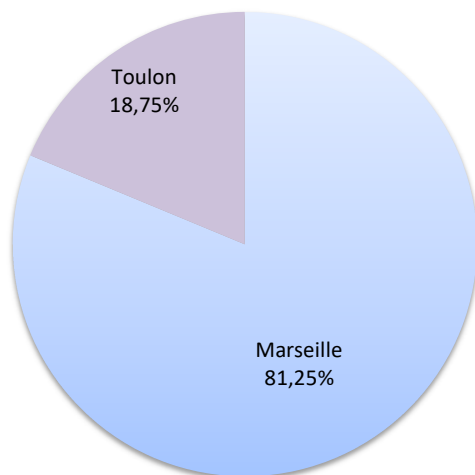
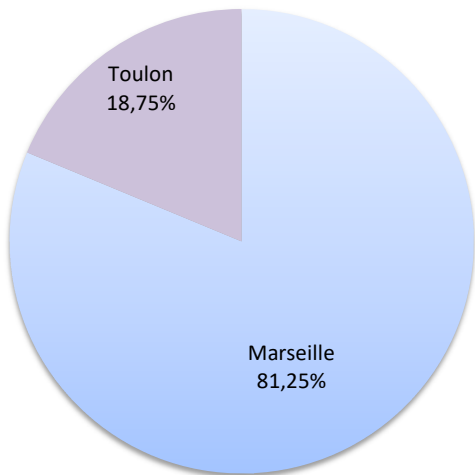
TOTAL	22	32	45,45%
--------------	-----------	-----------	---------------

TOTAL	22	32	45,45%
--------------	-----------	-----------	---------------

Lignes	rotations	Variation n-1
Marseille	26	18,18%
Toulon	6	-

Lignes	rotations	Variation n-1
Marseille	26	18,18%
Toulon	6	-

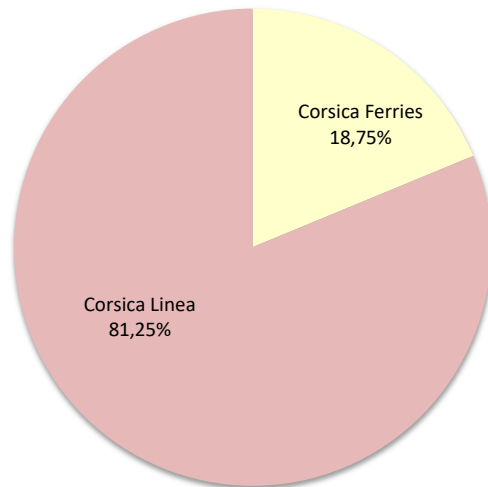
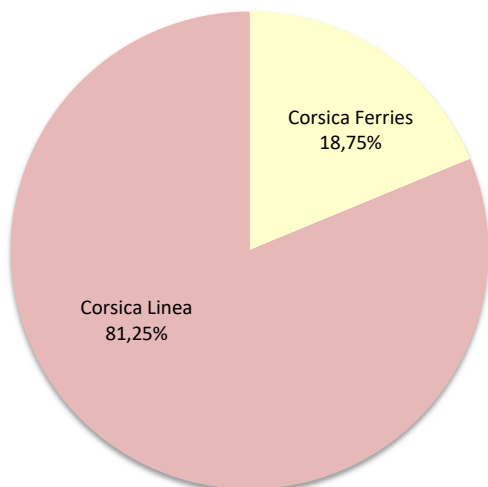
LIGNES
REGULIERS NAT° ET INTERNAT°



Compagnies	rotations	Variation n-1
Corsica Ferries	6	-
Corsica Linea	26	18,18%

Compagnies	rotations	Variation n-1
Corsica Ferries	6	-
Corsica Linea	26	18,18%

COMPAGNIES
REGULIERS NAT° ET INTERNAT°



PASSAGERS

Régulier National
Régulier Internat°
TOTAL

Trafic passagers du 1er au 31 janvier		
2025	2026	Variation
3 056	3 960	29,58%
0	0	-
3 056	3 960	29,58%

Cumul passagers depuis le 1er Janvier		
2025	2026	Variation
3 056	3 960	29,58%
0	0	-
3 056	3 960	29,58%

Croisières

0	0	-
---	---	---

0	0	-
---	---	---

TOTAL

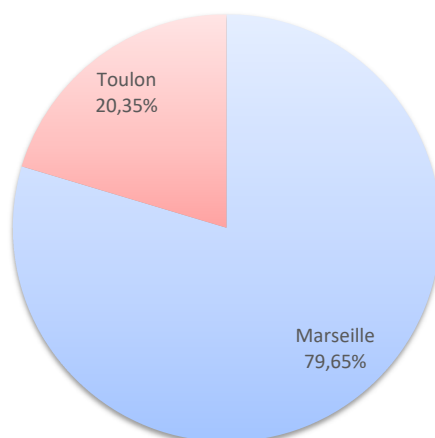
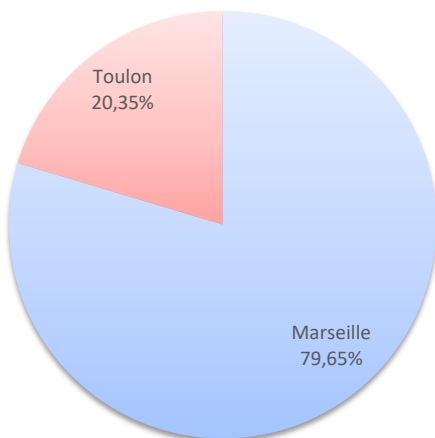
3 056	3 960	29,58%
--------------	--------------	---------------

3 056	3 960	29,58%
--------------	--------------	---------------

Lignes	Passagers	Variation n-1
Marseille	3 154	3,21%
Toulon	806	-

Lignes	Passagers	Variation n-1
Marseille	3 154	3,21%
Toulon	806	-

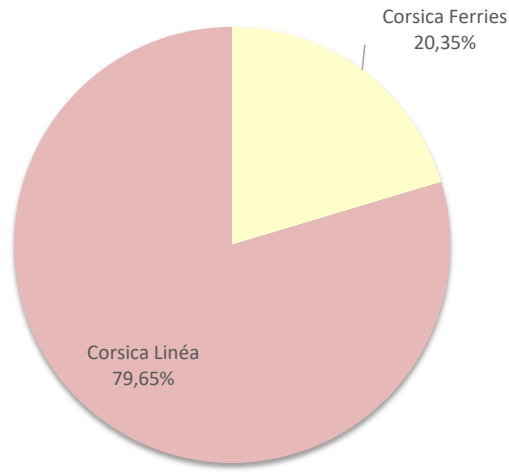
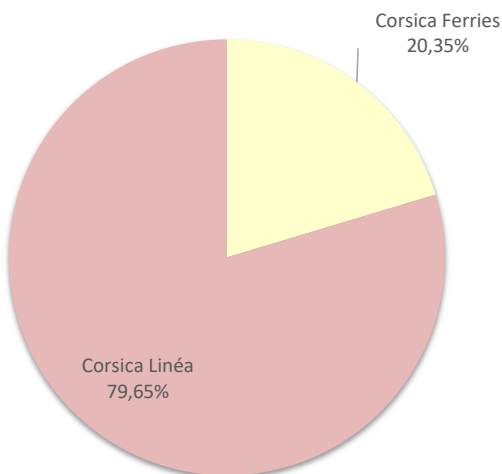
LIGNES



COMPAGNIES

Compagnies	Passagers	Variation n-1
Corsica Ferries	806	-
Corsica Linéa	3 154	3,21%

Compagnies	Passagers	Variation n-1
Corsica Ferries	806	-
Corsica Linéa	3 154	3,21%



PORT DE COMMERCE DE PROPRIANO

janvier 2026

VEHICULES

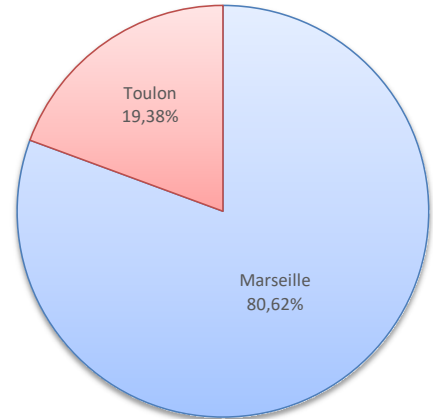
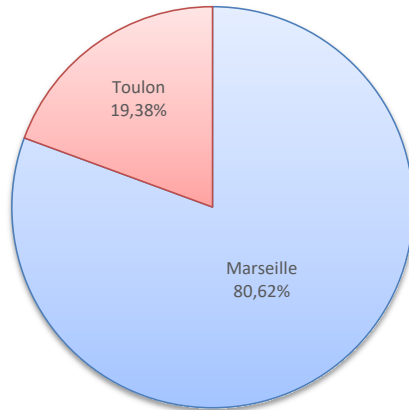
Véhicules du 1er au 31 Janvier		
2025	2026	Variation
1 516	1 894	24,93%
0	0	-
1 516	1 894	24,93%

Cumul Véhicules depuis le 1er Janvier		
2025	2026	Variation
1 516	1 894	24,93%
0	0	-
1 516	1 894	24,93%

Lignes	Véhicules	Variation n-1
Marseille	1 527	0,73%
Toulon	367	-

Lignes	Véhicules	Variation n-1
Marseille	1 527	0,73%
Toulon	367	-

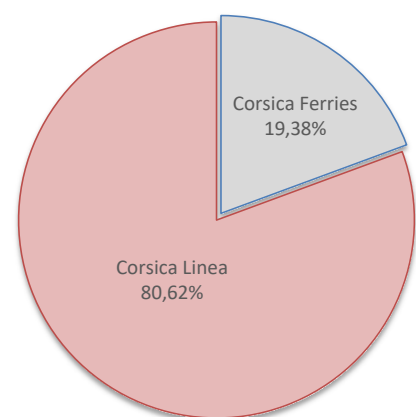
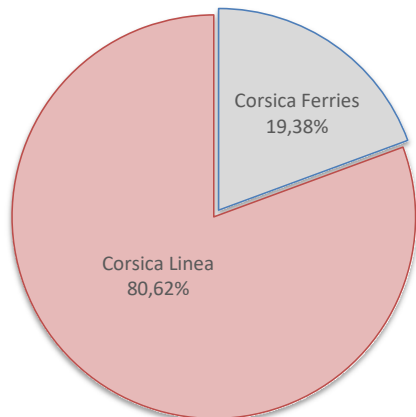
LIGNES
REGULIERS NAT° ET INTERNAT°



Compagnies	Véhicules	Variation n-1
Corsica Ferries	367	-
Corsica Linea	1 527	0,73%

Compagnies	Véhicules	Variation n-1
Corsica Ferries	367	-
Corsica Linea	1 527	0,73%

COMPAGNIES
REGULIERS NAT° ET INTERNAT°



MARCHANDISES

(Tonnage incluant la Tare)

Marchandises du 1er au 31 Janvier		
2025	2026	Variation
5 466	6 056	10,79%
0	0	-
5 466	6 056	10,79%

Cumul marchandises depuis le 1er Janvier		
2025	2026	Variation
5 466	6 056	10,79%
0	0	-
5 466	6 056	10,79%

Régulier National	5 466	6 056	10,79%
Régulier Internat°	0	0	-
TOTAL	5 466	6 056	10,79%

Croisières	0	0	-
------------	---	---	---

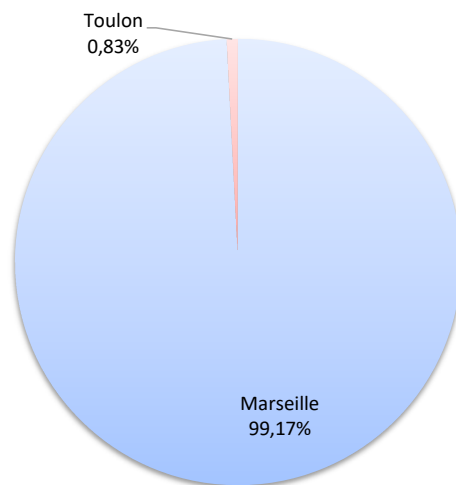
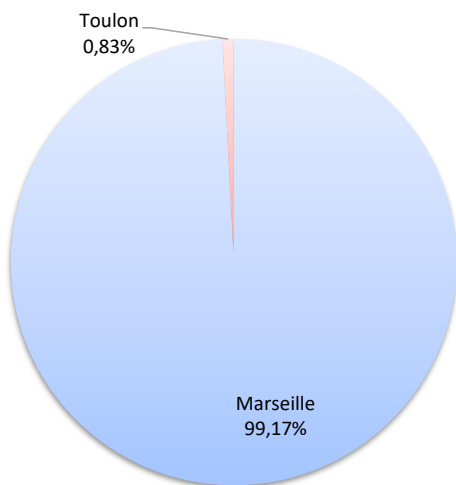
Hydrocarbures	0	0	-
Ciment	0	0	-
TOTAL	0	0	-

TOTAL	5 466	6 056	10,79%
--------------	--------------	--------------	---------------

Lignes	Marchandises	Variation n-1
Marseille	6 006	9,88%
Toulon	50	-

Lignes	Marchandises	Variation n-1
Marseille	6 006	9,88%
Toulon	50	-

LIGNES
REGULIERS NAT° ET INTERNAT°



COMPAGNIES
REGULIERS NAT° ET INTERNAT°

Compagnies	Marchandises	Variation n-1
Corsica Ferries	50	-
Corsica Linea	6 006	9,88%

Compagnies	Marchandises	Variation n-1
Corsica Ferries	50	-
Corsica Linea	6 006	9,88%

