

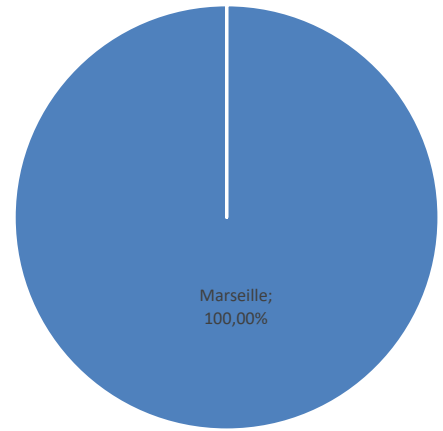
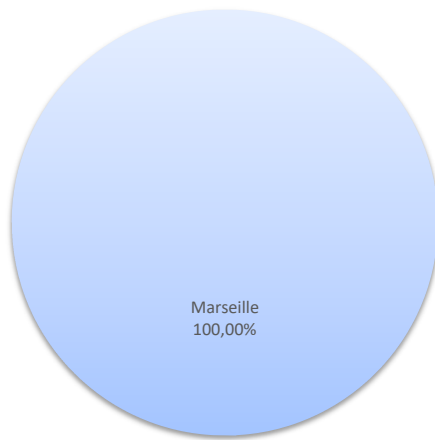
ROTATIONS

	Rotations			Cumul rotations depuis le 1er Janvier		
	2024	2025	Variation	2024	2025	Variation
Régulier National	26	24	-7,69%	102	94	-7,84%
Régulier Internat°	0	0	-	0	0	-
<b>TOTAL</b>	<b>26</b>	<b>24</b>	<b>-7,69%</b>	<b>102</b>	<b>94</b>	<b>-7,84%</b>
Croisières	0	0	-	0	0	-
Hydrocarbures (Bitume)	0	0	-	2	2	0,00%
Ciment	0	0	-	0	0	-
<b>TOTAL</b>	<b>0</b>	<b>0</b>	<b>-</b>	<b>2</b>	<b>2</b>	<b>0,00%</b>
<b>TOTAL</b>	<b>26</b>	<b>24</b>	<b>-7,69%</b>	<b>104</b>	<b>96</b>	<b>-7,69%</b>

**LIGNES**  
REGULIERS NAT° ET INTERNAT°

Lignes	Rotations	Variation n-1
Marseille	24	-7,69%

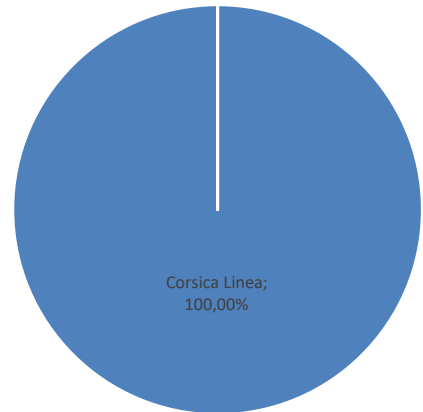
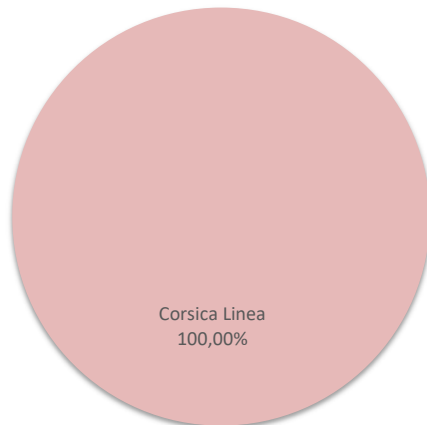
Lignes	Rotations	Variation n-1
Marseille	94	-7,84%



**COMPAGNIES**  
REGULIERS NAT° ET INTERNAT°

Compagnies	Rotations	Variation n-1
Corsica Linea	24	-7,69%

Compagnies	Rotations	Variation n-1
Corsica Linea	94	-7,84%



# PORT DE COMMERCE DE PROPRIANO

avril 2025

## PASSAGERS

Régulier National
Régulier Internat°
<b>TOTAL</b>

Passagers		
2024	2025	Variation
7 581	6 435	-15,12%
0	0	-
<b>7 581</b>	<b>6 435</b>	<b>-15,12%</b>

Cumul passagers depuis le 1er Janvier		
2024	2025	Variation
18 717	15 057	-19,55%
0	0	-
<b>18 717</b>	<b>15 057</b>	<b>-19,55%</b>

Croisières
------------

0	0	-
---	---	---

0	0	-
---	---	---

<b>TOTAL</b>
--------------

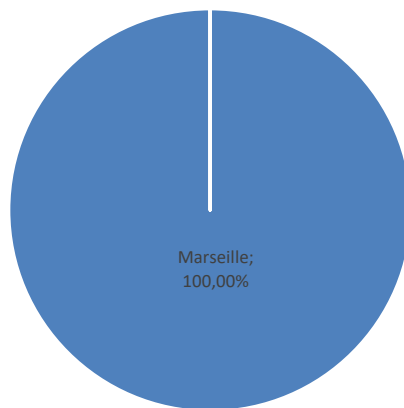
<b>7 581</b>	<b>6 435</b>	<b>-15,12%</b>
--------------	--------------	----------------

<b>18 717</b>	<b>15 057</b>	<b>-19,55%</b>
---------------	---------------	----------------

### LIGNES

Lignes	Passagers	Variation n-1
Marseille	6 435	-15,12%

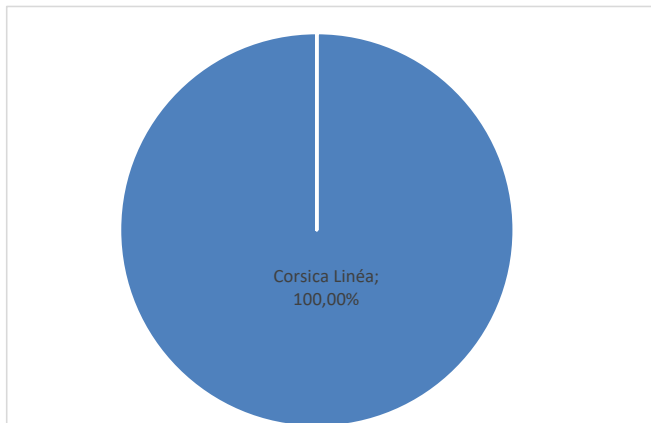
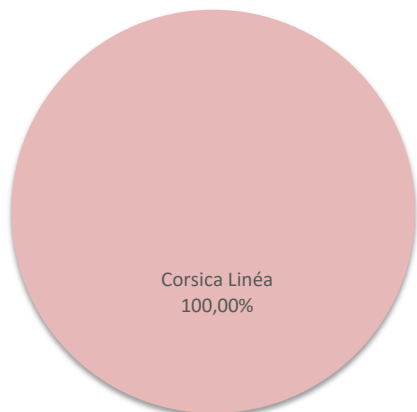
Lignes	Passagers	Variation n-1
Marseille	15 057	-19,55%



### COMPAGNIES

Compagnies	Passagers	Variation n-1
Corsica Linéa	6 435	-15,12%

Compagnies	Passagers	Variation n-1
Corsica Linéa	15 057	-19,55%



# PORT DE COMMERCE DE PROPRIANO

avril 2025

## VEHICULES

Véhicules du 1er au 30 Avril		
2024	2025	Variation
3 280	2 808	-14,39%
<b>3 280</b>	<b>2 808</b>	<b>-14,39%</b>

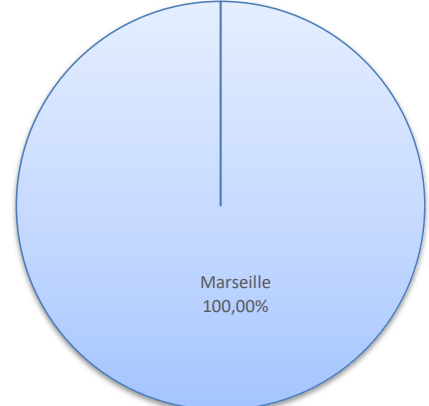
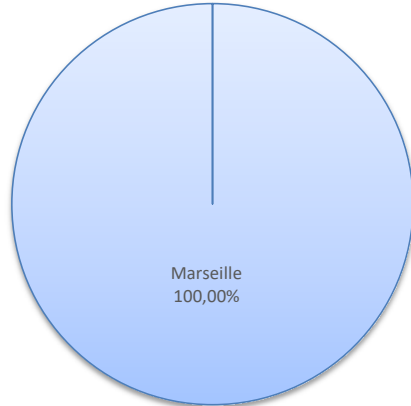
Cumul Véhicules depuis le 1er Janvier		
2024	2025	Variation
8 745	7 302	-16,50%
<b>8 745</b>	<b>7 302</b>	<b>-16,50%</b>

Régulier National
Régulier Internat°
<b>TOTAL</b>

Lignes	Véhicules	Variation n-1
Marseille	2 808	-14,39%

Lignes	Véhicules	Variation n-1
Marseille	7 302	-16,50%

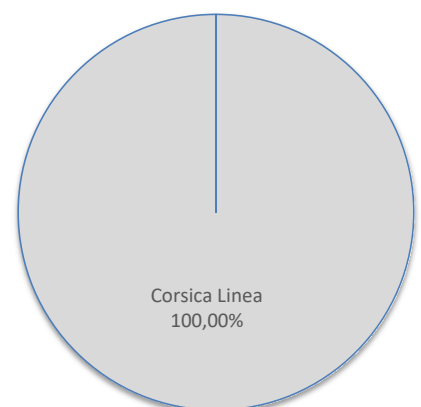
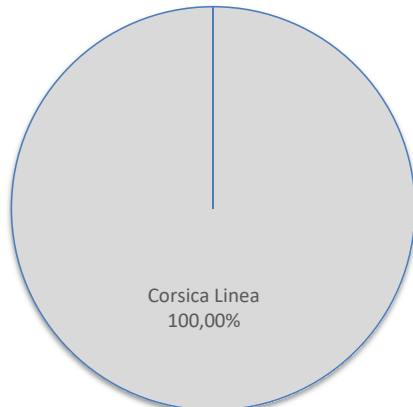
**LIGNES**  
 REGULIERS NAT° ET INTERNAT°



Compagnies	Véhicules	Variation n-1
Corsica Linea	2 808	-14,39%

Compagnies	Véhicules	Variation n-1
Corsica Linea	7 302	-16,50%

**COMPAGNIES**  
 REGULIERS NAT° ET INTERNAT°



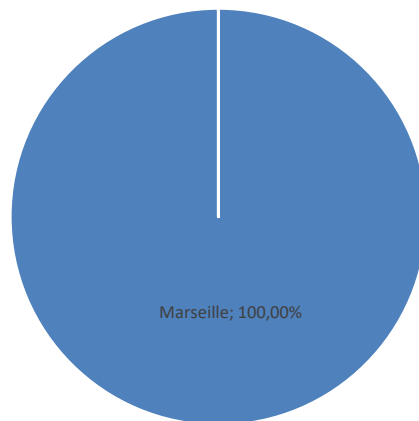
MARCHANDISES

	Marchandises			Cumul Marchandises depuis le 1er Janvier		
	2024	2025	Variation	2024	2025	Variation
Régulier National	6 901	6 237	-9,62%	27 398	24 078	-12,12%
Régulier Internat°	0	0	-	0	0	-
<b>TOTAL</b>	<b>6 901</b>	<b>6 237</b>	<b>-9,62%</b>	<b>27 398</b>	<b>24 078</b>	<b>-12,12%</b>
Croisières	0	0	-	0	0	-
Hydrocarbures (Bitume)	0	0	-	1 599	1 261	-21,14%
Ciment	0	0	-	0	0	-
<b>TOTAL</b>	<b>0</b>	<b>0</b>	<b>-</b>	<b>1 599</b>	<b>1 261</b>	<b>-21,14%</b>
<b>TOTAL</b>	<b>6 901</b>	<b>6 237</b>	<b>-9,62%</b>	<b>28 997</b>	<b>25 339</b>	<b>-12,62%</b>

**LIGNES**  
REGULIERS NAT° ET INTERNAT°

Lignes	Marchandises	Variation n-1
Marseille	6 237	-9,62%

Lignes	Marchandises	Variation n-1
Marseille	24 078	-12,12%



**COMPAGNIES**  
REGULIERS NAT° ET INTERNAT°

Compagnies	Marchandises	Variation n-1
Corsica Linea	6 237	-9,62%

Compagnies	Marchandises	Variation n-1
Corsica Linea	24 078	-12,12%

