


ROTATIONS

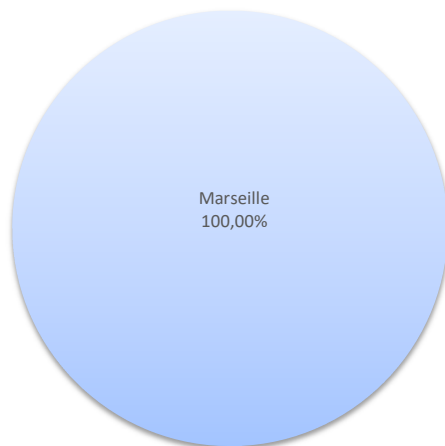
	Rotations du 1er au 31 juillet			Cumul rotations depuis le 1er Janvier		
	2023	2024	Variation	2023	2024	Variation
Régulier National	44	42	-4,55%	206	202	-1,94%
Régulier Internat°	0	0	-	0	0	-
<b>TOTAL</b>	<b>44</b>	<b>42</b>	<b>-4,55%</b>	<b>206</b>	<b>202</b>	<b>-1,94%</b>
Croisières	2	6	200,00%	12	14	16,67%
Hydrocarbures (Bitume)	0	0	-	6	4	-33,33%
Ciment	0	0	-	2	0	-100,00%
<b>TOTAL</b>	<b>0</b>	<b>0</b>	<b>-</b>	<b>8</b>	<b>4</b>	<b>-50,00%</b>
<b>TOTAL</b>	<b>46</b>	<b>48</b>	<b>4,35%</b>	<b>226</b>	<b>220</b>	<b>-2,65%</b>

**LIGNES**  
REGULIERS NAT° ET INTERNAT°

Lignes	rotations	Variation n-1
Marseille	42	-4,55%

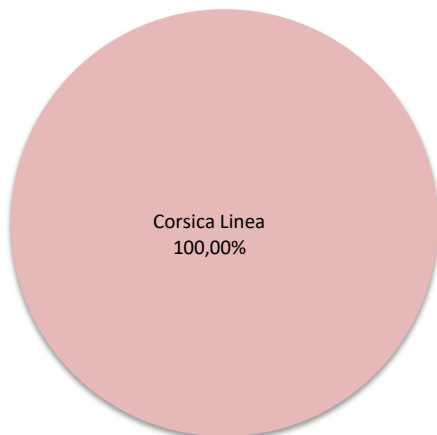


Lignes	rotations	Variation n-1
Marseille	202	-1,94%

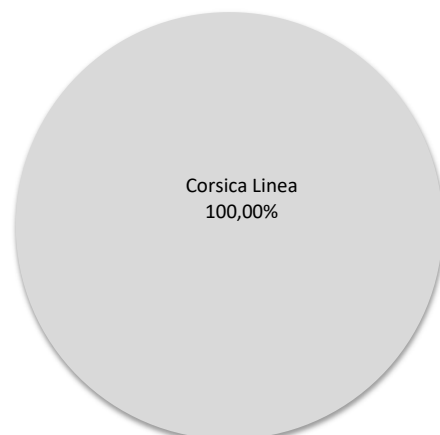


**COMPAGNIES**  
REGULIERS NAT° ET INTERNAT°

Compagnies	rotations	Variation n-1
La Méridionale	0	-
Corsica Linea	42	-4,55%



Compagnies	rotations	Variation n-1
La Méridionale	0	-
Corsica Linea	202	-1,94%



PASSAGERS

Régulier National
Régulier Internat°
<b>TOTAL</b>

Trafic passagers du 1er au 31 juillet		
2023	2024	Variation
19 958	17 458	-12,53%
0	0	-
<b>19 958</b>	<b>17 458</b>	<b>-12,53%</b>

Cumul passagers depuis le 1er Janvier		
2023	2024	Variation
59 392	56 055	-5,62%
0	0	-
<b>59 392</b>	<b>56 055</b>	<b>-5,62%</b>

Croisières
------------

506	4 255	740,91%
-----	-------	---------

3 772	6 908	83,14%
-------	-------	--------

<b>TOTAL</b>
--------------

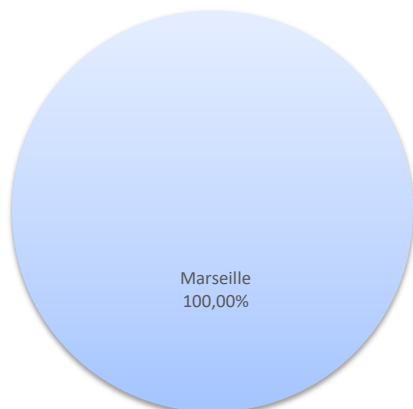
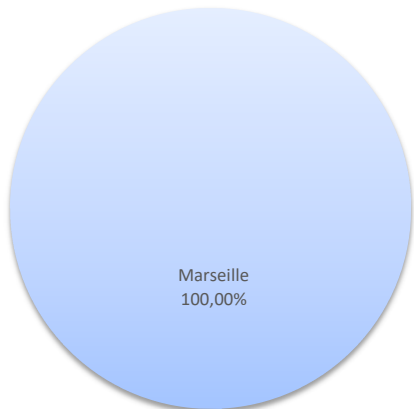
<b>20 464</b>	<b>21 713</b>	<b>6,10%</b>
---------------	---------------	--------------

<b>63 164</b>	<b>62 963</b>	<b>-0,32%</b>
---------------	---------------	---------------

Lignes	Passagers	Variation n-1
Marseille	17 458	-12,53%

Lignes	Passagers	Variation n-1
Marseille	56 055	-5,62%

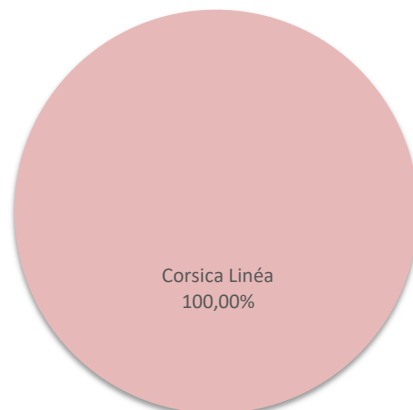
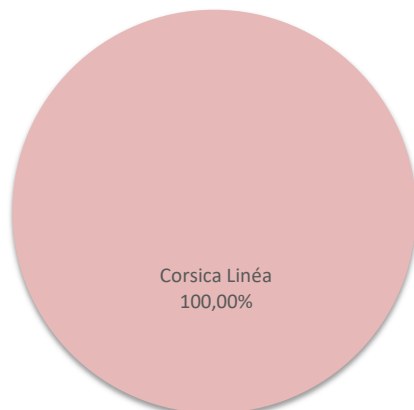
LIGNES (Réguliers)



COMPAGNIES (Réguliers)

Compagnies	Passagers	Variation n-1
Corsica Linéa	17 458	-12,53%

Compagnies	Passagers	Variation n-1
Corsica Linéa	56 055	-5,62%



# PORT DE COMMERCE DE PROPRIANO

juillet 2024

## VEHICULES

Véhicules du 1er au 31 Juillet		
2023	2024	Variation
7 042	6 389	-9,27%
0	0	-
<b>7 042</b>	<b>6 389</b>	<b>-9,27%</b>

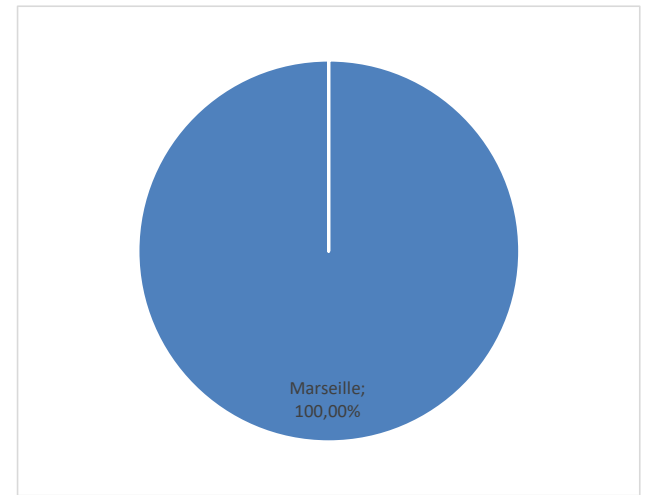
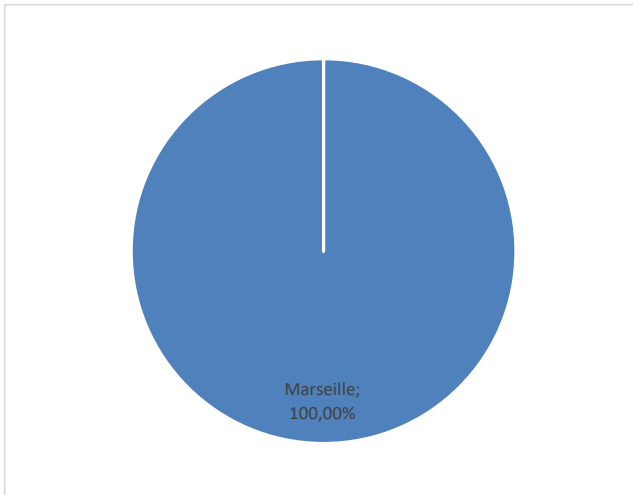
Cumul Véhicules depuis le 1er Janvier		
2023	2024	Variation
25 216	23 946	-5,04%
0	0	-
<b>25 216</b>	<b>23 946</b>	<b>-5,04%</b>

Régulier National
Régulier Internat°
<b>TOTAL</b>

Lignes	Véhicules	Variation n-1
Marseille	6 389	-9,27%

Lignes	Véhicules	Variation n-1
Marseille	23 946	-5,04%

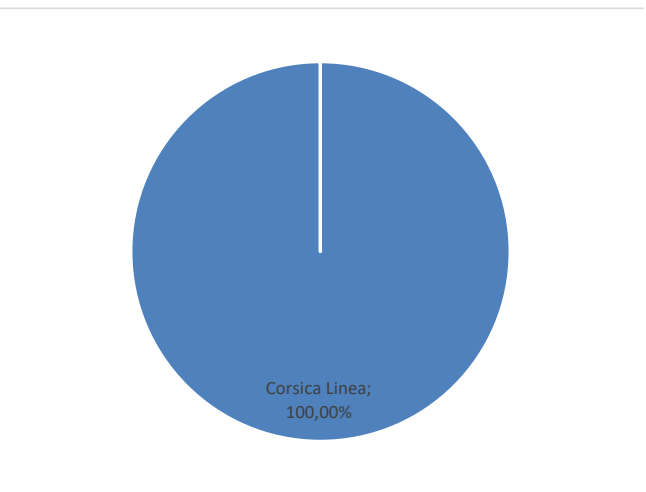
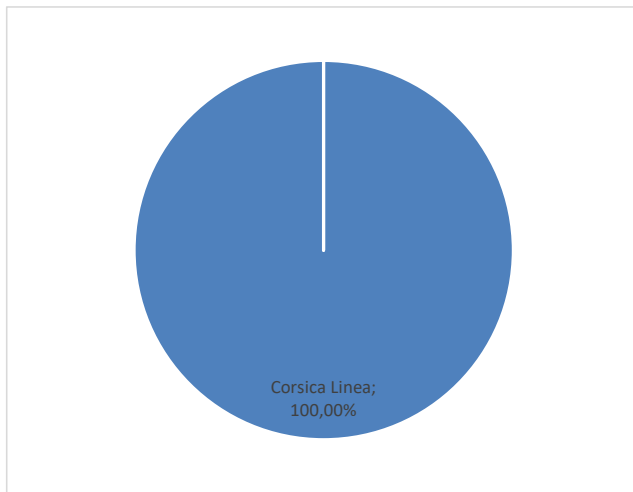
**LIGNES**  
 REGULIERS NAT° ET INTERNAT°



Compagnies	Véhicules	Variation n-1
Corsica Linea	6 389	-9,27%

Compagnies	Véhicules	Variation n-1
Corsica Linea	23 946	-5,04%

**COMPAGNIES**  
 REGULIERS NAT° ET INTERNAT°

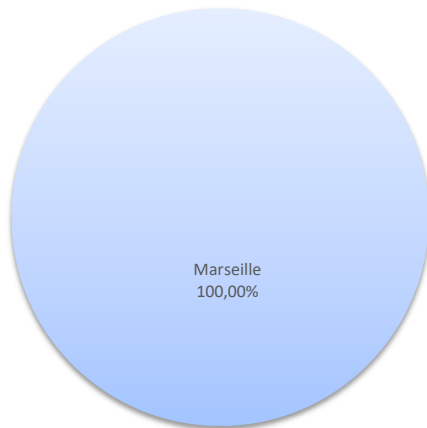


MARCHANDISES


	Marchandises du 1er au 31 juillet			Cumul Marchandises depuis le 1er Janvier		
	2023	2024	Variation	2023	2024	Variation
Régulier National	7 954	8 680	9,13%	50 665	52 319	3,26%
Régulier Internat°	0	0	-	0	0	-
<b>TOTAL</b>	<b>7 954</b>	<b>8 680</b>	<b>9,13%</b>	<b>50 665</b>	<b>52 319</b>	<b>3,26%</b>
Hydrocarbures (Bitume)	0	0	-	4 338	3 480	-19,78%
Ciment	0	0	-	370	0	-100,00%
<b>TOTAL</b>	<b>0</b>	<b>0</b>	<b>-</b>	<b>4 708</b>	<b>3 480</b>	<b>-26,08%</b>
<b>TOTAL</b>	<b>7 954</b>	<b>8 680</b>	<b>9,13%</b>	<b>55 373</b>	<b>55 799</b>	<b>0,77%</b>

**LIGNES**  
REGULIERS NAT° ET INTERNAT°

Lignes	Marchandises	Variation n-1
Marseille	8 680	9,13%

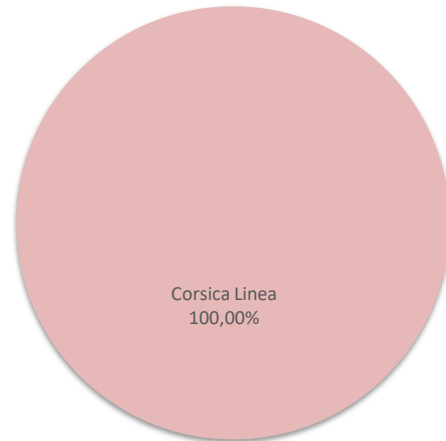


Lignes	Marchandises	Variation n-1
Marseille	52 319	3,26%



**COMPAGNIES**  
REGULIERS NAT° ET INTERNAT°

Compagnies	Marchandises	Variation n-1
Corsica Linea	8 680	9,13%



Compagnies	Marchandises	Variation n-1
Corsica Linea	52 319	3,26%

